

May	June	July	August
September			

January	February	March	April
May			
	October	November	December

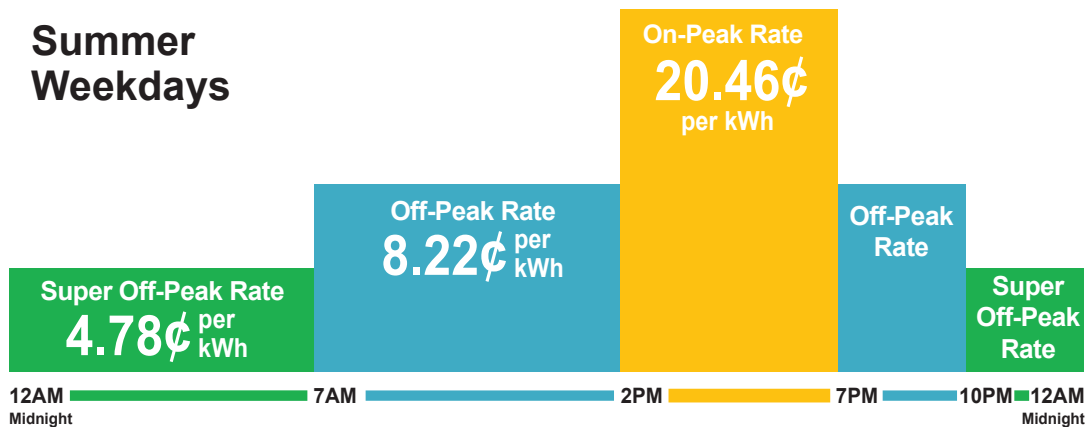
You may be wondering how to tell what the various items in your home cost you to run each month. Fortunately, we have various calculators to help you out.

Looking to see when you currently use energy? Try our web portal and/or mobile app, NPPD On The Go! Register your account and see your usage broken down on an hourly basis.

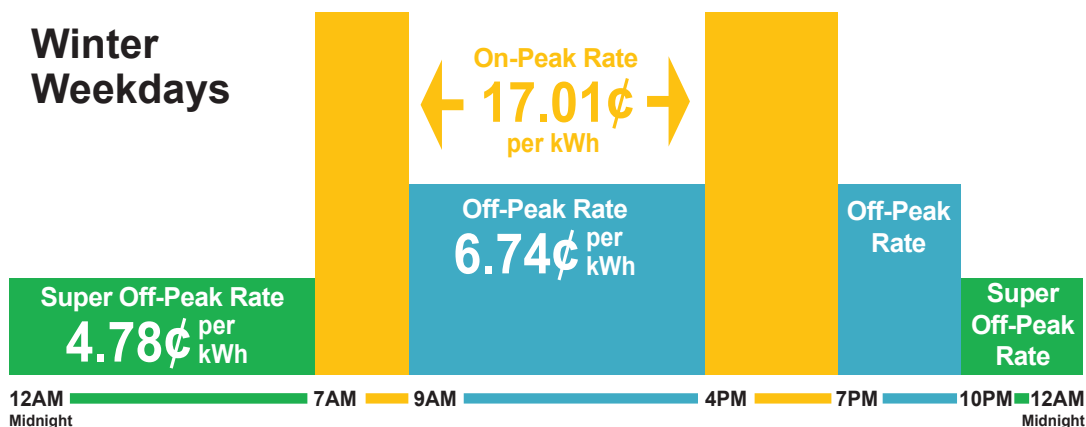
[CONTACT US](#)

877-ASK-NPPD
nppd.com/ratewise

Summer Weekdays

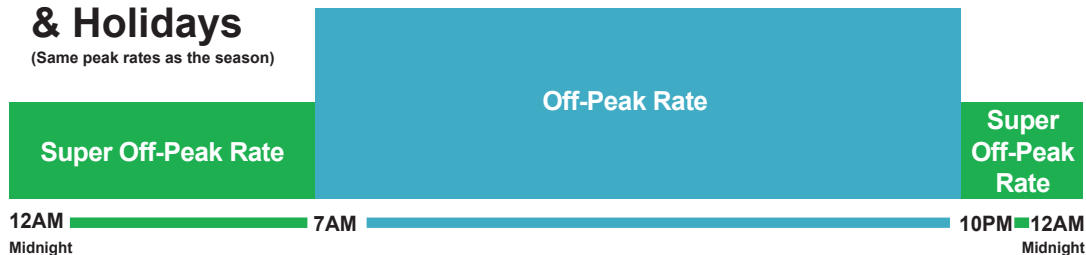


Winter Weekdays



Weekends & Holidays

(Same peak rates as the season)



The on-peak periods reflect the highest price you will pay per kWh, while the off-peak and super off peak periods represent less expensive kWh prices, respectively. The monthly energy and delivery charges you are billed each month will be based on the total amount of energy consumed during each timeframe as recorded by your electric meter.