

Get RateWise For Your Home

Energy is priced per kilowatt-hour (kWh), and the monthly energy and delivery charges you are billed each month are based on the total amount of energy used, as recorded by your electric meter. Depending on when you consume energy, a couple of RateWise options exist for our residential customers.

RateWise Anytime

| | | | |
|-----------|----------|----------|----------|
| January | February | March | April |
| May | June | July | August |
| September | October | November | December |

Summer Energy Rate
\$0.1004
 cents per kWh

The summer rate is slightly higher because costs to generate and deliver power increase during the summer months.

Winter Energy Rate
\$0.0790 cents per kWh for the first 750 kilowatt hours used per month
\$0.0743 cents per kWh for all additional use

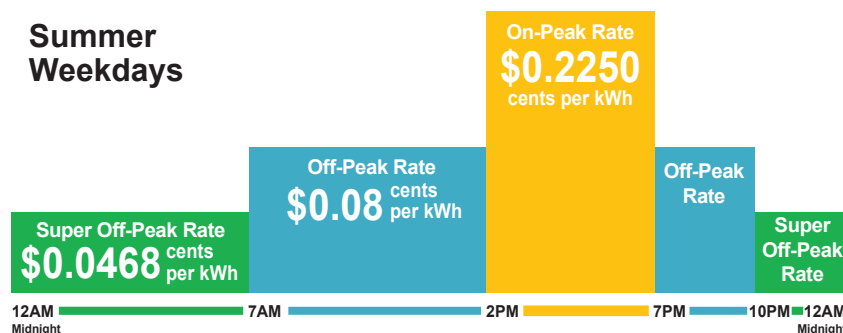
Winter rates are lower due to decreased costs to generate and deliver power, and vary based upon usage.

RateWise Time-of-Use

RateWise Time-Of-Use rate is based on not only your energy usage, but also when you use it. If you currently consume most of your energy during our off-peak and super off-peak periods, or are able to shift some of your usage to those periods, you could see savings on your monthly bill. All time-of-use periods are Central Standard Time (CST).

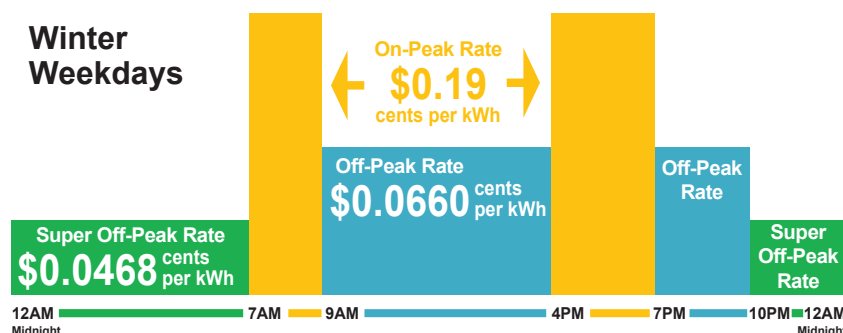
| | | | |
|-----------|------|------|--------|
| | | | |
| May | June | July | August |
| September | | | |

Summer Weekdays



| | | | |
|---------|----------|----------|----------|
| January | February | March | April |
| May | | | |
| | October | November | December |

Winter Weekdays

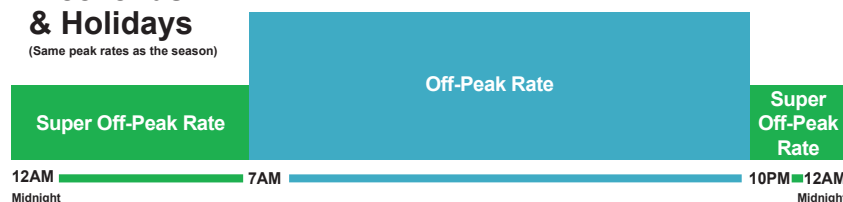


You may be wondering how to tell what the various items in your home cost you to run each month. Fortunately, we have various calculators to help you out.

Looking to see when you currently use energy? Try our web portal and/or mobile app, NPPD On The Go! Register your account and see your usage broken down on an hourly basis.

Weekends & Holidays

(Same peak rates as the season)



The on-peak periods reflect the highest price you will pay per kWh, while the off-peak and super off peak periods represent less expensive kWh prices, respectively. The monthly energy and delivery charges you are billed each month will be based on the total amount of energy consumed during each timeframe as recorded by your electric meter.

CONTACT US

877-ASK-NPPD

nppd.com/ratewise